

# Year 3: Have we got news for you...



Welcome back to the final term in Year 3. This is a really important term in which we will be continuing to learn new things but also consolidating previous learning in preparation for transition to Year 4.

Thank you for your continued support, from the Year 3 team.

## Come and See

### Energy

(24th April — 19th May)

#### Explore

The energy of wind and fire

#### Reveal

The wonder and power of the Holy Spirit

#### Learning Focus

1. The Ascension
2. The coming of the Holy Spirit
3. The church celebrates
4. Pentecost
5. The Holy Spirit energises us
6. The gifts of the Holy Spirit

### Choices

(22nd May — 23rd June)

#### Explore

Choices have consequences

#### Reveal

The importance of conscience in making choices

#### Learning Focus

1. Two sons make choices
2. The meaning of sin and the examination of conscience
3. God has forgiven you
4. The Sacrament of Reconciliation
5. What happens at the Sacrament of Reconciliation
6. Thanksgiving for God's love

### Special Places

(26th June — 19th July)

#### Explore

Everyone has a special place

#### Reveal

Special places for Jesus and the Christian community

#### Learning Focus

1. Special places for Jesus
2. Special places for the Christian community
3. Holy places of worship
4. The world as a special place for the Christian community
5. Respecting our world as a special place
6. We have a special place in our hearts where God dwells

# Literacy

## National Curriculum Links

### **Spoken language:** •

Build vocabulary • Articulate and justify answers • Use spoken language: speculating, hypothesising, imagining and exploring ideas • Participate in discussions, presentations, performances, role play, improvisations and debates • Consider and evaluate different viewpoints

**Reading comprehension:** • Identify themes and conventions • Discuss words and phrases that capture the reader's interest and imagination • Explain meaning of words in context • Draw inferences (characters' feelings, thoughts and motives); justify with evidence • Predict from details stated and implied • Participate in discussion about books

**Writing composition:** • Plan writing by discussing the structure, vocabulary and grammar of similar writing • Compose and rehearse sentences orally • Build a varied and rich vocabulary • Build an increasing range of sentence structures • In narratives, create settings, characters and plot • Propose changes to grammar and vocabulary to improve consistency • Proof-read for spelling and punctuation errors • Read aloud own writing using appropriate intonation and controlling the tone and volume so that the meaning is clear



### **Writing**

#### **Non-fiction:**

Persuasive writing

#### **Fiction:**

Adventure Story



# Numeracy

## Children will be taught

### **Angles and shape**

- To recognise angles as a property of shape or a description of a turn
- To identify right angles, recognise that two right angles make a half-turn, three make three quarters of a turn and four a complete turn ; identify whether angles are greater than or less than a right angle
- To identify horizontal and vertical lines and pairs of perpendicular and parallel lines
  - To draw 2-D shapes and make 3-D shapes using modelling materials

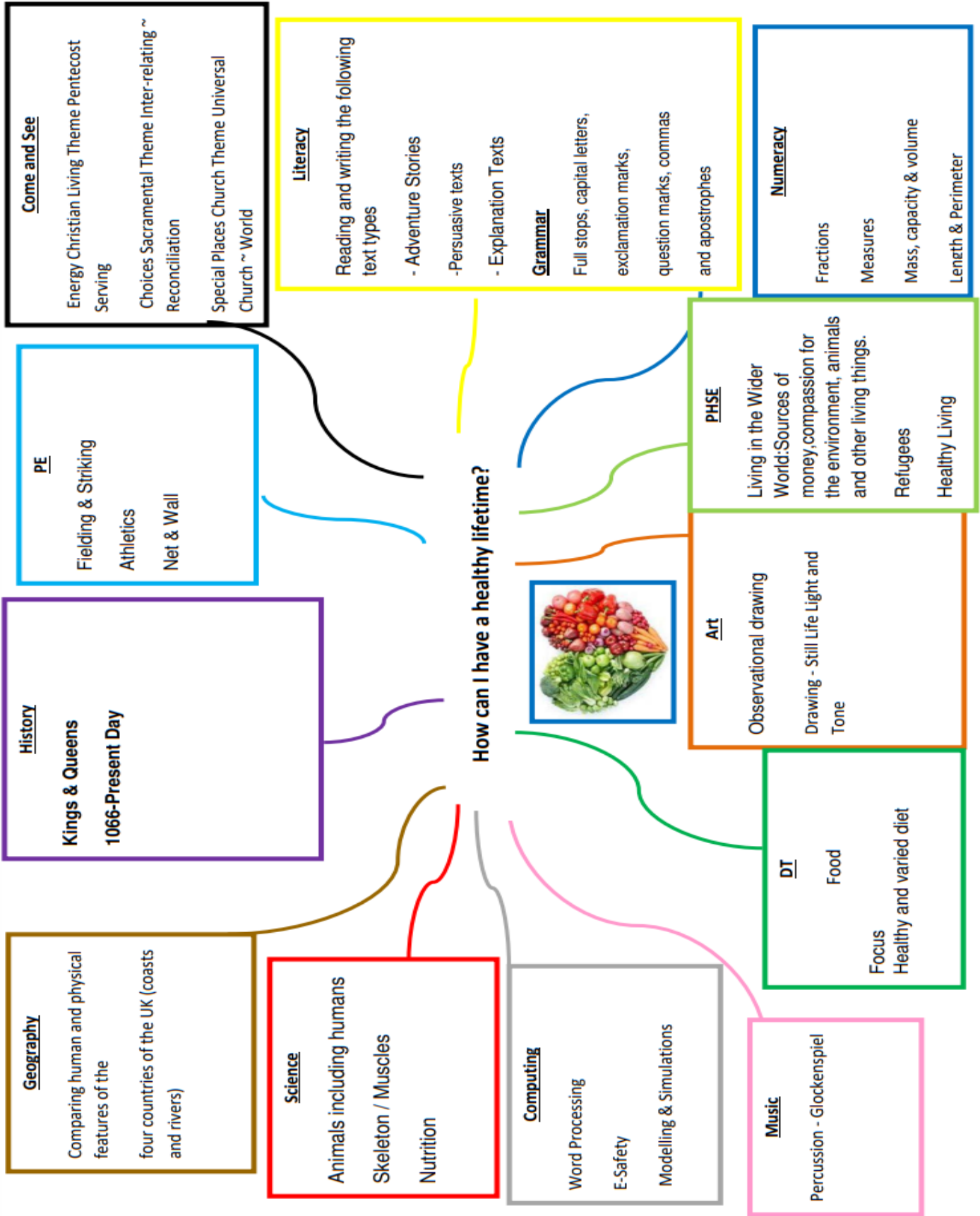
### **Measurement**

- To measure, compare, add and subtract: lengths (m/cm/mm); mass (kg/g); volume/capacity (l/ml) •
- To solve problems, including missing number problems, using number facts, place value, and more complex addition and subtraction
- To continue to measure using the appropriate tools and units, progressing to using a wider range of measures, including comparing and using mixed units (for example, 1 kg and 200g) and simple equivalents of mixed units (for example, 5m = 500cm)

### **Fractions**

- To recognise and use fractions as numbers: unit fractions and non-unit fractions with small denominators
- To recognise, find and write fractions of a discrete set of objects: unit fractions and non-unit fractions with small denominators

# Topic—How can I have a healthy lifetime?



# Things you can do at home...

Research our topic 'How can I live a healthy lifetime?'

Find out about the Kings and Queens of Britain since 1066.

Practise times tables by playing on TT Rockstars

Practise handwriting—remember lead ins and lead outs and show correct letter sizing  
e.g. tall and short letters.



## Recommended books...

**Who pushed Humpty Dumpty? And Other Notorious Nursery Tale Mysteries**—David Levinthal and John Tickle  
**Ruby Redfort Books**—Lauren Child  
**Dead Man's Cove** (Laura Marlin Mysteries) - Lauren St John  
**The Diamond Brothers Mysteries**—Anthony Horowitz  
**Grk and the Hot Dog Trail**—Joshua Doder  
**Murder & Chips** (A Jiggy McCue Story) -

**Summer 2**  
**Grandpa Chatterji and Grandpa's Indian Summer**—Jamila Gavin  
**The Butterfly Lion**—Michael Morpurgo  
**Folk Tales from Africa: The Baboons That Went This Way and That**—Alexander McCall Smith  
**Where are you going Manyoni?** - Catherine Stock  
**Mufaro's Beautiful Daughters**—John Steptoe  
**The Gift of the Sun**—Diane Stuart and Jude Daly



## Useful Websites

<http://www.topmarks.co.uk/english-games/5-7-years/letters-and-sounds>

<http://www.topmarks.co.uk/english-games/7-11-years/spelling-and-grammar>

[http://www.bbc.co.uk/schools/websites/4\\_11/site/literacy.shtml](http://www.bbc.co.uk/schools/websites/4_11/site/literacy.shtml)

## Class Twitter

@y3\_bbsm



Please like our tweets to show the children that you have seen what they are doing in school. It is lovely for them to see interactions with our learning.

